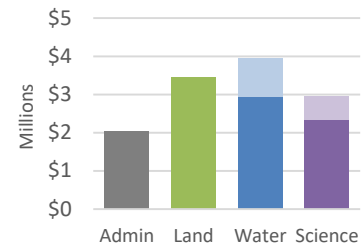


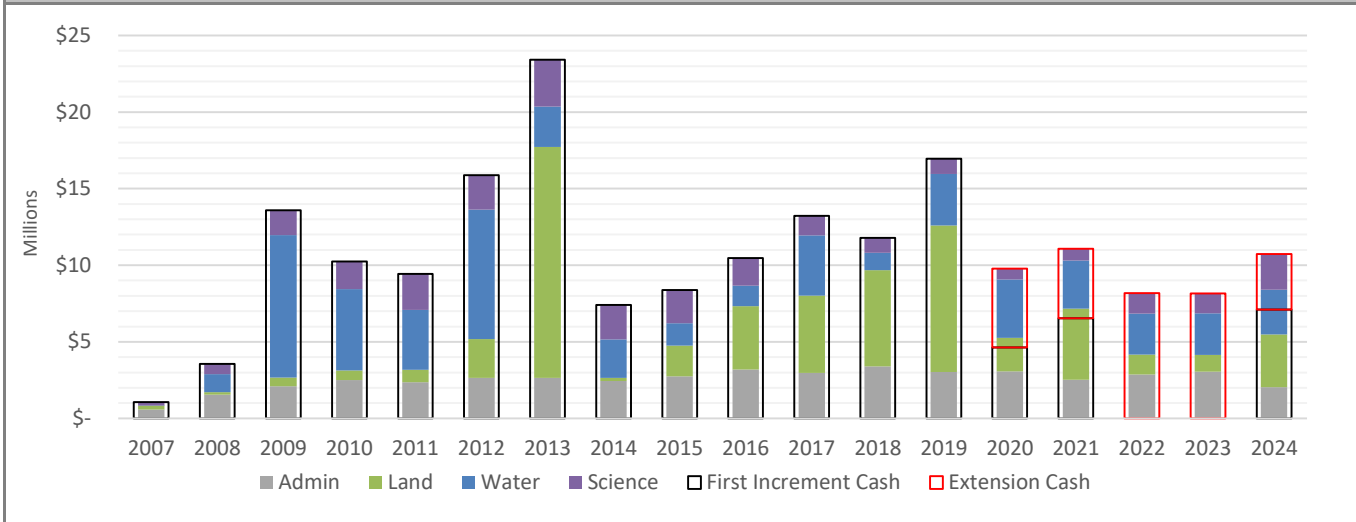
Final - 2024

	Budget	Expenditures	Remain
Admin	\$ 1,913,700	\$ 2,041,992	\$ -
Land	\$ 2,885,200	\$ 3,440,567	\$ -
Water	\$ 3,946,300	\$ 2,926,801	\$ 1,019,499
Science	\$ 2,945,700	\$ 2,325,883	\$ 619,817
Total	\$ 11,690,900	\$ 10,735,243	\$ 955,657

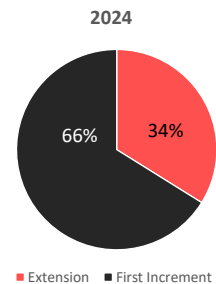


ID - Description	% Expend	Budget	ID - Description	% Expend	Budget
ED-1: Program Staff	100%	\$3,236,000	WPRT-3: Broad-Scale Rech.	6%	\$208,000
ED-2: Legal Services	13%	\$47,100	WPRT-4: Recapture Network	76%	\$300,000
ED-3: Public Outreach	54%	\$48,500	WPST-1: Lake Mac Leases	96%	\$1,648,000
GFC-1: Financial Services	43%	\$257,500	WPST-2: US Storage Leases	100%	\$624,000
GFC-2: Liability Insurance	91%	\$93,800	WPIR-1: Irrigator Leases	37%	\$310,000
PD-8: Website & Database	104%	\$77,000	WPLW-1: Water Land O&M	0%	\$21,000
CTE-1: Committee Expense	199%	\$7,300	WPWM-1: Monitoring	89%	\$59,500
WP-1(b): Phragmites Control	100%	\$300,000	WPMT-1: Management Tools	0%	\$0
LP-2-P: Predator Trapping	88%	\$108,400	WPSA-1: Water Advisors	101%	\$20,000
LP-2: Habitat Management	88%	\$336,900	G-1: Remote Sensing	64%	\$305,200
PD-22: Sediment Aug.	4%	\$500,000	TP-1: T&P Monitoring	316%	\$4,600
PD-15: Env. Permitting	7%	\$50,000	WC-1: WC Monitoring	88%	\$98,500
LP-3: Land Acquis. & Fees	265%	\$853,000	PS-1: Pallid Monitoring	61%	\$511,700
LP-4: Land O&M	39%	\$358,000	G-5: Geomorph Monitoring	90%	\$258,900
LP-6: Land Advisors	87%	\$25,000	IMRP-3: AM Advisors	0%	\$120,000
LP-7: Public Access Program	100%	\$40,000	ISAC-1: ISAC Expenses	81%	\$240,000
WPCP-1: Choke Point	79%	\$300,000	PD-3: Peer Review & Pubs	58%	\$93,000
WPRT-1: Canal Recharge	0%	\$185,000	PD-11: AMP Workshops	37%	\$45,000
WPRT-2: Elwood Recharge	0%	\$0	TOTAL	92%	\$11,690,900
				> 5% over budget	

[illegible]

EXPENDITURES BY CATEGORY AND FUNDING TYPE THROUGH TIME**2024 EXPENDITURES BY FUNDING TYPE AND SIGNATORY**

	Extension		First Increment		Total	
	Expenditure	%	Expenditure	%	Expenditure	%
Colorado	\$ 854,205	23.49%	\$ 910,063	12.82%	\$ 1,764,269	16.43%
DOI	\$ 2,676,074	73.59%	\$ 5,960,844	83.97%	\$ 8,636,918	80.45%
Wyoming	\$ 106,185	2.92%	\$ 227,871	3.21%	\$ 334,056	3.11%
Total	\$ 3,636,464	100.0%	\$ 7,098,779	100.0%	\$ 10,735,243	100.0%



Currently expending

First Increment Funds

Remaining expenditure before reverting to First Increment Carryover Funds:

\$1,244,999

EXTENSION EXPENDITURES BY FUNDING TYPE AND SIGNATORY**Extension Funding**

	Indexed Cash Ceiling ¹		Expended		Remaining		Percent Remaining
Colorado	\$	30,347,146	\$	6,964,224	\$	23,382,922	77%
DOI	\$	95,072,220	\$	21,820,566	\$	73,251,654	
Wyoming	\$	3,772,400	\$	865,515	\$	2,906,884	
Total	\$	129,191,765	\$	29,650,305	\$	99,541,461	

¹Indexing date - October 2023**First Increment Carryover Funding**

	Final Cash Ceiling		Expended		Remaining		Percent Remaining
Colorado	\$	8,015,862	\$	2,342,366	\$	5,673,496	71%
DOI	\$	52,503,273	\$	15,341,476	\$	37,161,797	
Wyoming	\$	2,007,092	\$	586,441	\$	1,420,651	
Total	\$	62,526,227	\$	18,270,284	\$	44,255,943	

	Total Cash Ceiling	Total Expended	Total Remaining	Percent Remaining
TOTAL	\$ 191,717,992	\$ 47,920,588	\$ 143,797,404	75%